




**Roam, roam,  
on the range...**




**Roam, roam,  
on the range...**



**Roam, roam,  
on the range...**



**Roam, roam,  
on the range...**



# Moobilenetx is retiring June 22, 2017! Connect to **eduroam** today!



Eduroam (education roaming) is a secure, world-wide roaming service developed for the international research and education community.

Since eduroam is a global WIFI service, signing in is a little different than you may be used to. You will need to use your Kerberos ID (what you use to sign into CAS) plus our home institution – @ucdavis.edu.

## Instructions:

1. Open wireless network settings on your computer or device
2. Choose **eduroam**
3. Select **connect automatically** and then click **connect**
4. A window prompting you to enter your user credentials will appear.
5. In the username field, enter your **Kerberos ID@ucdavis.edu**  
**yourkerberosid@ucdavis.edu:** ✓ **CORRECT**  
**youremail@ucdavis.edu:** ✗ **INCORRECT**
6. In the password field, enter your **Kerberos Passphrase**
7. Once you have entered your information into both fields, click **OK**

You should now be connected to eduroam! If you have questions, contact IT Express at (530) 754-HELP.

# Moobilenetx is retiring June 22, 2017! Connect to **eduroam** today!



Eduroam (education roaming) is a secure, world-wide roaming service developed for the international research and education community.

Since eduroam is a global WIFI service, signing in is a little different than you may be used to. You will need to use your Kerberos ID (what you use to sign into CAS) plus our home institution – @ucdavis.edu.

## Instructions:

1. Open wireless network settings on your computer or device
2. Choose **eduroam**
3. Select **connect automatically** and then click **connect**
4. A window prompting you to enter your user credentials will appear.
5. In the username field, enter your **Kerberos ID@ucdavis.edu**  
**yourkerberosid@ucdavis.edu:** ✓ **CORRECT**  
**youremail@ucdavis.edu:** ✗ **INCORRECT**
6. In the password field, enter your **Kerberos Passphrase**
7. Once you have entered your information into both fields, click **OK**

You should now be connected to eduroam! If you have questions, contact IT Express at (530) 754-HELP.

# Moobilenetx is retiring June 22, 2017! Connect to **eduroam** today!



Eduroam (education roaming) is a secure, world-wide roaming service developed for the international research and education community.

Since eduroam is a global WIFI service, signing in is a little different than you may be used to. You will need to use your Kerberos ID (what you use to sign into CAS) plus our home institution – @ucdavis.edu.

## Instructions:

1. Open wireless network settings on your computer or device
2. Choose **eduroam**
3. Select **connect automatically** and then click **connect**
4. A window prompting you to enter your user credentials will appear.
5. In the username field, enter your **Kerberos ID@ucdavis.edu**  
**yourkerberosid@ucdavis.edu:** ✓ **CORRECT**  
**youremail@ucdavis.edu:** ✗ **INCORRECT**
6. In the password field, enter your **Kerberos Passphrase**
7. Once you have entered your information into both fields, click **OK**

You should now be connected to eduroam! If you have questions, contact IT Express at (530) 754-HELP.

# Moobilenetx is retiring June 22, 2017! Connect to **eduroam** today!



Eduroam (education roaming) is a secure, world-wide roaming service developed for the international research and education community.

Since eduroam is a global WIFI service, signing in is a little different than you may be used to. You will need to use your Kerberos ID (what you use to sign into CAS) plus our home institution – @ucdavis.edu.

## Instructions:

1. Open wireless network settings on your computer or device
2. Choose **eduroam**
3. Select **connect automatically** and then click **connect**
4. A window prompting you to enter your user credentials will appear.
5. In the username field, enter your **Kerberos ID@ucdavis.edu**  
**yourkerberosid@ucdavis.edu:** ✓ **CORRECT**  
**youremail@ucdavis.edu:** ✗ **INCORRECT**
6. In the password field, enter your **Kerberos Passphrase**
7. Once you have entered your information into both fields, click **OK**

You should now be connected to eduroam! If you have questions, contact IT Express at (530) 754-HELP.